

Signify Classified - Internal
Cooper Lighting Solutions Photometric Lab
1121 Highway 74 South
Peachtree City, GA 30269



Scaled data based on original data using
LM-79-08 Approved Method: Electrical and Photometric Measurements of Solid-
State Lighting Products

Test Report Prepared for
Cooper Lighting Solutions
(formerly Eaton)

Brand: LUMARK

Report Number: P980972

Luminaire Tested: **NFFLD-L-C125-7040-66**

Issue Date: 04/10/2025

Test Information

Test Method: LM-79-08
Report Number: P980972
Test Lab: INNOVATION CENTER(G2)
Issue Date: 04/10/2025
Manufacturer: COOPER LIGHTING SOLUTIONS (FORMERLY EATON)
Product Line: LUMARK
Catalog Number: NFFLD-L-C125-7040-66
Description: LUMARK NIGHT FALCON LARGE SIZE 270W 70CRI 4000K LED FIXTURE NEMA 6
Light Source: (4) 4000K CCT, 70 CRI LEDS
Ballast/Driver: ELECTRONIC DRIVER

Summary

Lumens per Lamp: N/A
Luminaire Lumens: 43739.1 lumens
Efficiency: N/A
Efficacy: 160.0 lumens/watt
Luminous Opening: Rectangular (W 1' x L: 0.67' x H: 0')
IES Classification: Type I - Short
BUG Rating: B5 - U0 - G2

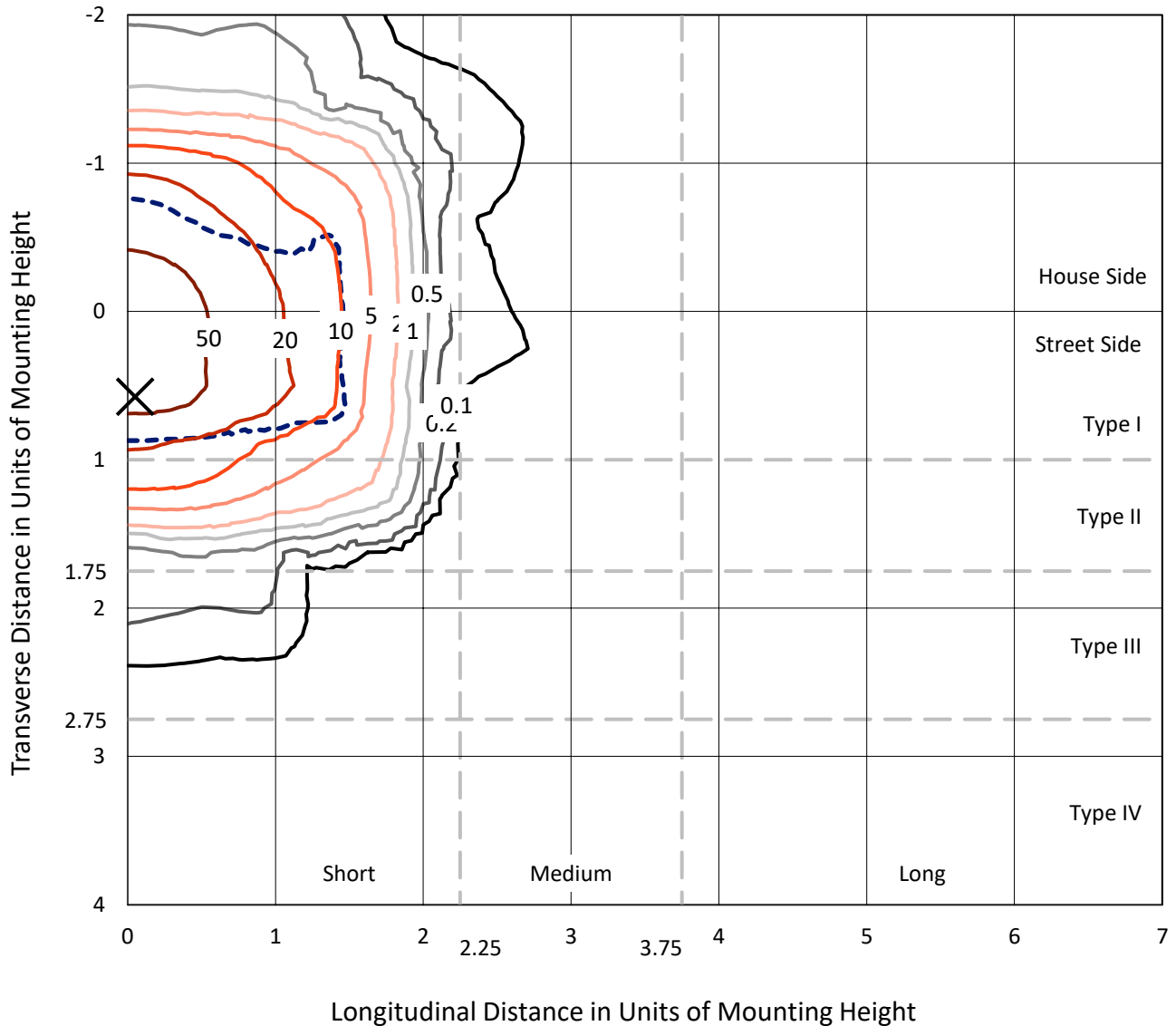
Input Watts (W): 273.3
Input Voltage (V): 120
Input Current (Ain): NR
Voltage Rise (V): NR
Power Factor: 0.99
Total Harmonic Distortion (THDi): 3.49%
Frequency (hertz): 60
Stabilization Time: NR
Operation Time: NR
Ambient Temperature (°C): NR
Test Distance: 28.75 FT



REPORT NUMBER: P980972
 CATALOG NUMBER: NFFLD-L-C125-7040-66

Iso-Footcandle Lines of Horizontal Illumination

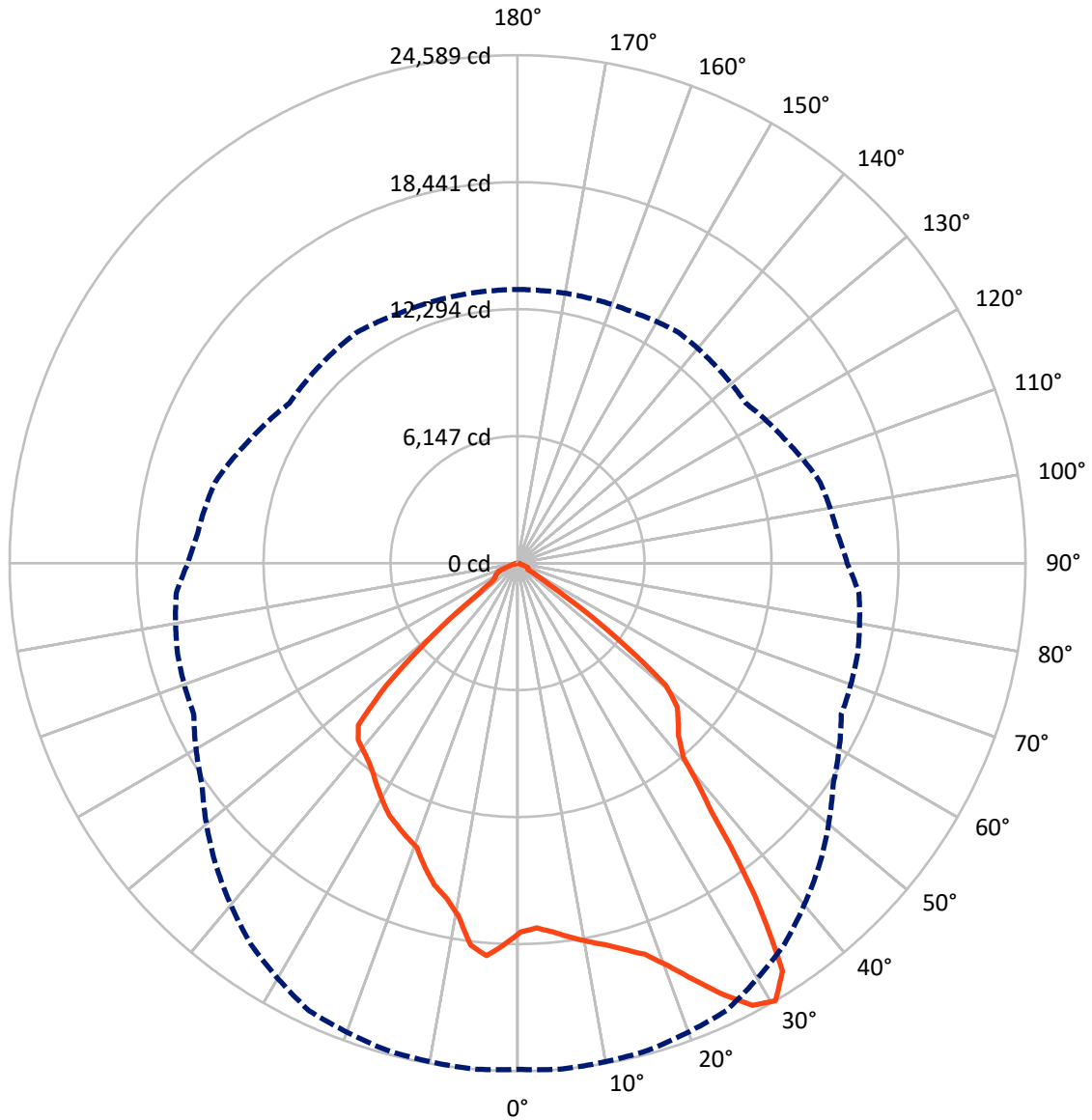
✕ Max cd
 - - - 1/2 Max cd



Based on 15 foot mounting height. Maximum calculated value = 81.3 fc
 Type I - Short - N/A

REPORT NUMBER: P980972
CATALOG NUMBER: NFFLD-L-C125-7040-66

Luminous Intensity Polar Plot



— Vertical Plane Through 5-Deg Lateral - - - Horizontal Cone Through 30-Deg Vertical

REPORT NUMBER: P980972
 CATALOG NUMBER: NFFLD-L-C125-7040-66

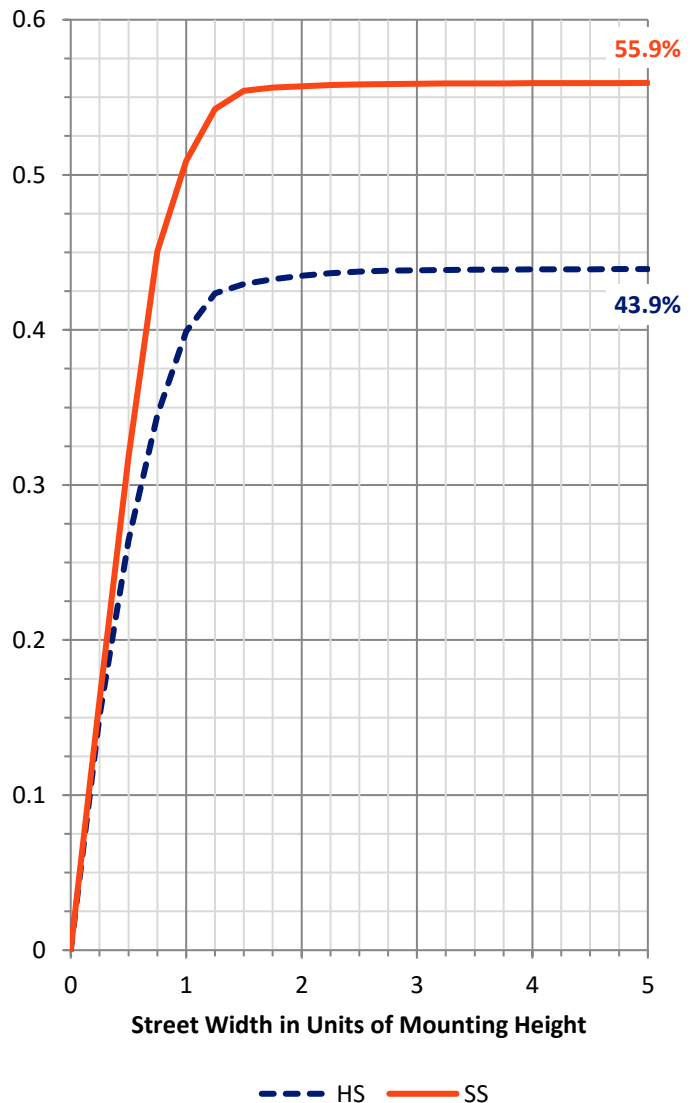
FLUX DISTRIBUTION:

		Downward	Upward	Total
House Side	Lumens	19345.4	0.0	19345.4
	% Fixture	44.2	0.0	44.2
Street Side	Lumens	24393.7	0.0	24393.7
	% Fixture	55.8	0.0	55.8
Total	Lumens	43739.1	0.0	43739.1
	% Fixture	100.0	0.0	100.0

Coefficient of Utilization

ZONAL LUMENS:

Zone	Lumens	% Fixture
0°-10°	1746.4	4.0
10°-20°	5059.1	11.6
20°-30°	8062.1	18.4
30°-40°	10078.9	23.0
40°-50°	9890.8	22.6
50°-60°	7071.4	16.2
60°-70°	1564.5	3.6
70°-80°	240.3	0.5
80°-90°	25.4	0.1
90°-100°	0.0	0.0
100°-110°	0.0	0.0
110°-120°	0.0	0.0
120°-130°	0.0	0.0
130°-140°	0.0	0.0
140°-150°	0.0	0.0
150°-160°	0.0	0.0
160°-170°	0.0	0.0
170°-180°	0.0	0.0
0°-90°	43739.1	100.0
0°-180°	43739.1	100.0



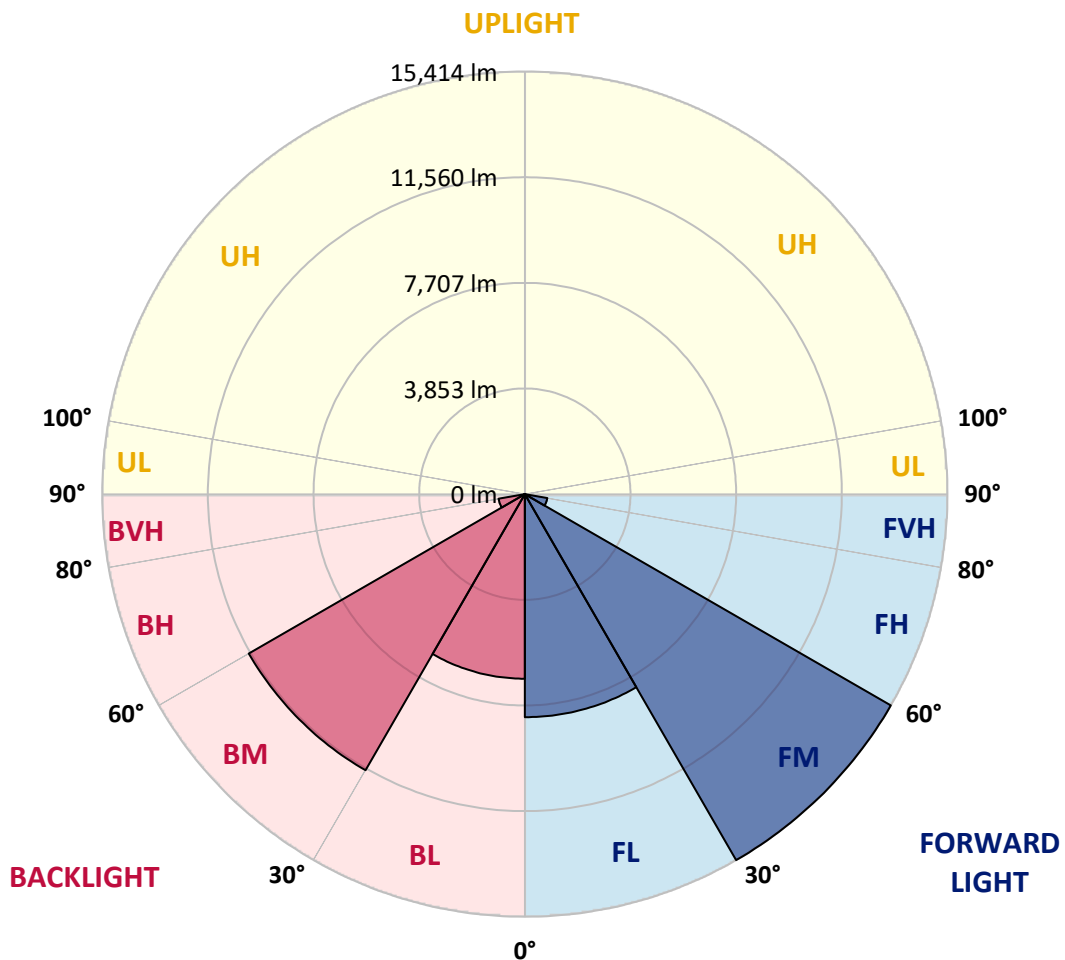
REPORT NUMBER: P980972
 CATALOG NUMBER: NFFLD-L-C125-7040-66

LUMINAIRE CLASSIFICATION SYSTEM LUMEN TABLE AND BUG RATING:

Zone	Lumens	% Fixture	Zone Rating/Lumen Limit		
			B	U	G
FL (0°-30°)	8135.1	18.6			
FM (30°-60°)	15413.6	35.2			
FH (60°-80°)	832.2	1.9			G1/1800
FVH (80°-90°)	12.8	0.0			G1/100
BL (0°-30°)	6732.6	15.4	B5		
BM (30°-60°)	11627.5	26.6	B5		
BH (60°-80°)	972.7	2.2	B2/1000		G2/1000
BVH (80°-90°)	12.6	0.0			G1/100
UL (90°-100°)	0.0	0.0		U0/0	
UH (100°-180°)	0.0	0.0		U0/0	

BUG Rating: B5-U0-G2

Type I Short





REPORT NUMBER: P980972

CATALOG NUMBER: NFFLD-L-C125-7040-66

CANDELA DISTRIBUTION (FULL):

	0°	5°	15°	25°	35°	45°	55°	65°	75°	85°	90°
0°	17852.8	17852.8	17852.8	17852.8	17852.8	17852.8	17852.8	17852.8	17852.8	17852.8	17852.8
2.5°	17653.0	17681.5	17710.1	17752.9	17810.0	17838.5	17810.0	17781.4	17767.1	17795.7	17810.0
5°	17895.6	17938.4	17952.7	17981.2	18009.7	17981.2	17966.9	17938.4	17924.1	17938.4	17981.2
7.5°	18252.4	18280.9	18266.6	18252.4	18238.1	18138.2	18038.3	17995.5	17995.5	18038.3	18152.5
10°	18566.3	18623.4	18552.0	18495.0	18395.1	18238.1	18066.8	17966.9	17995.5	18081.1	18223.8
12.5°	18965.9	18965.9	18894.5	18837.5	18609.1	18423.6	18195.3	18038.3	18038.3	18195.3	18352.2
15°	19451.1	19408.3	19379.7	19222.8	18951.6	18651.9	18366.5	18138.2	18095.4	18338.0	18437.9
17.5°	20064.7	19907.8	19836.4	19565.3	19194.2	18808.9	18423.6	18238.1	18109.6	18366.5	18252.4
20°	20906.7	20792.6	20564.2	20136.1	19379.7	18880.3	18423.6	18181.0	18081.1	18223.8	18109.6
22.5°	21991.3	21919.9	21406.2	20863.9	19865.0	18937.4	18352.2	18024.0	17995.5	17924.1	17681.5
25°	23318.5	23133.0	22604.9	21834.3	20592.8	19493.9	18338.0	17738.6	17638.7	17453.2	17025.1
27.5°	24445.9	24246.1	23603.9	22918.9	21591.7	20321.6	18452.1	17396.1	17281.9	17153.5	16625.5
30°	24503.0	24588.6	24417.3	23903.6	22519.3	20664.1	18651.9	17296.2	17039.3	16582.7	15954.8
32.5°	23347.0	23546.8	23960.7	24146.2	23218.6	21078.0	18823.2	17339.0	16868.1	15769.2	15255.5
35°	19394.0	19793.6	21491.8	23090.2	23418.4	21677.3	18965.9	17339.0	16811.0	15184.1	14784.5
37.5°	14898.7	15226.9	16668.3	19565.3	22533.6	22048.4	19279.8	17239.1	16739.6	15226.9	14684.7
40°	12173.0	12358.5	12986.4	14955.8	19422.6	21434.7	19593.8	17353.3	16525.6	15255.5	14741.7
42.5°	11430.9	11416.6	11288.2	12016.0	14813.1	19636.6	19807.9	17638.7	16168.8	15070.0	14641.8
45°	10931.4	10902.9	10788.7	10931.4	11716.3	16068.9	19650.9	18152.5	15726.4	14413.5	14128.1
47.5°	10389.1	10403.4	10360.6	10417.7	10275.0	12201.5	18766.1	18366.5	14970.1	13314.7	13214.8
50°	9090.5	9304.6	9875.4	9932.5	9561.4	9846.9	16068.9	18266.6	14427.8	13000.7	12915.1
52.5°	5651.2	5993.7	7677.7	9104.8	8890.7	8890.7	12258.6	18409.3	13457.4	12886.5	12943.6
55°	1997.9	2254.8	4110.0	6264.9	7963.1	8120.1	9689.9	16382.9	13343.2	13086.3	13143.4
57.5°	499.5	613.6	1255.8	2711.5	5365.8	7363.7	8662.4	13528.7	10132.3	9775.5	9918.2
60°	585.1	570.8	784.9	870.5	2083.5	5822.5	7806.1	9133.3	6536.0	6122.2	6193.5
62.5°	627.9	585.1	613.6	770.6	342.5	2854.2	6222.1	5437.2	2697.2	1997.9	2112.1
65°	556.6	528.0	485.2	713.5	242.6	528.0	3667.6	1598.3	385.3	613.6	556.6
67.5°	371.0	385.3	399.6	570.8	228.3	228.3	485.2	399.6	271.1	556.6	485.2
70°	214.1	228.3	271.1	342.5	228.3	185.5	214.1	328.2	228.3	556.6	485.2
72.5°	128.4	128.4	128.4	142.7	228.3	157.0	142.7	271.1	199.8	513.7	485.2
75°	99.9	99.9	99.9	85.6	199.8	99.9	99.9	214.1	171.2	371.0	371.0
77.5°	85.6	85.6	85.6	71.4	114.2	85.6	85.6	157.0	157.0	185.5	214.1
80°	57.1	57.1	57.1	57.1	71.4	71.4	57.1	85.6	71.4	85.6	99.9
82.5°	28.5	42.8	42.8	28.5	42.8	42.8	42.8	57.1	42.8	57.1	57.1
85°	14.3	14.3	14.3	14.3	14.3	14.3	14.3	28.5	14.3	14.3	28.5
87.5°	0.0	0.0	0.0	0.0	0.0	0.0	0.0	0.0	0.0	0.0	0.0
90°	0.0	0.0	0.0	0.0	0.0	0.0	0.0	0.0	0.0	0.0	0.0



REPORT NUMBER: P980972
 CATALOG NUMBER: NFFLD-L-C125-7040-66

CANDELA DISTRIBUTION (continued):

	95°	105°	115°	125°	135°	145°	155°	165°	175°	180°
0°	17852.8	17852.8	17852.8	17852.8	17852.8	17852.8	17852.8	17852.8	17852.8	17852.8
2.5°	17838.5	17909.9	18009.7	18166.7	18223.8	18323.7	18409.3	18480.7	18480.7	18452.1
5°	18066.8	18266.6	18537.8	18780.4	18866.0	18965.9	19008.7	19080.1	19065.8	19051.5
7.5°	18266.6	18580.6	18866.0	19037.2	19008.7	18880.3	18794.6	18680.5	18637.7	18666.2
10°	18423.6	18709.0	18837.5	18723.3	18380.8	18081.1	17695.8	17438.9	17310.5	17353.3
12.5°	18480.7	18580.6	18466.4	17838.5	17410.4	17125.0	16811.0	16639.8	16568.4	16582.7
15°	18495.0	18266.6	17638.7	17167.8	16853.8	16497.0	16240.2	16083.2	16083.2	16097.5
17.5°	18195.3	17638.7	17096.4	16739.6	16297.3	15926.2	15783.5	15726.4	15369.7	15426.7
20°	17924.1	17125.0	16825.3	16268.7	15740.7	15498.1	14670.4	14584.8	14599.0	14613.3
22.5°	17353.3	16753.9	16482.8	15755.0	15155.6	14484.9	14370.7	14285.1	14299.3	14299.3
25°	16568.4	16225.9	15854.9	15098.5	14370.7	14242.3	14156.6	14042.5	13985.4	13999.7
27.5°	16126.0	15697.9	15012.9	14370.7	13899.8	13956.8	13856.9	13685.7	13685.7	13700.0
30°	15569.4	15155.6	14242.3	13485.9	13528.7	13614.3	13371.7	13286.1	13243.3	13243.3
32.5°	14884.4	14313.6	13514.4	12800.9	13057.8	13029.2	12729.6	12758.1	12786.6	12758.1
35°	14370.7	13628.6	12957.9	12572.6	12472.7	12358.5	12201.5	12301.4	12344.2	12315.7
37.5°	14242.3	13357.5	12658.2	12387.1	12001.7	11787.7	11830.5	11930.4	11987.5	11973.2
40°	14199.4	13086.3	12401.3	12115.9	11602.2	11416.6	11473.7	11673.5	11744.9	11730.6
42.5°	14142.4	12900.8	12244.3	11901.8	11188.3	11059.9	11331.0	11516.5	11530.8	11516.5
45°	13842.7	12701.0	12144.5	11459.5	10560.4	10717.4	11059.9	11159.8	10988.5	10917.2
47.5°	13143.4	12330.0	11844.8	10917.2	10046.6	10346.3	10389.1	9304.6	8676.6	8533.9
50°	12943.6	12344.2	11502.3	10275.0	9732.7	10032.4	8162.9	6236.3	5451.4	5294.5
52.5°	12886.5	12201.5	11630.7	9604.2	9618.5	8462.6	5151.8	3054.0	2454.6	2340.4
55°	13029.2	12829.4	11844.8	9204.7	8947.8	5508.5	2397.5	1441.4	1484.2	1441.4
57.5°	9832.6	10731.6	12101.6	8576.8	6536.0	2654.4	1512.7	1398.5	1298.6	1270.1
60°	6136.4	6992.7	8862.2	7378.0	3353.6	1584.1	1541.2	1298.6	1255.8	1241.6
62.5°	2026.5	3111.0	5080.4	4852.1	927.6	1569.8	1555.5	1155.9	1155.9	1155.9
65°	513.7	528.0	1398.5	1669.7	685.0	1398.5	1484.2	1084.6	1056.0	1098.9
67.5°	442.4	399.6	742.1	656.5	570.8	970.4	1298.6	1041.8	984.7	984.7
70°	442.4	470.9	727.8	613.6	356.8	528.0	941.9	642.2	570.8	528.0
72.5°	413.9	456.7	642.2	556.6	242.6	256.9	413.9	214.1	199.8	171.2
75°	356.8	371.0	499.5	499.5	256.9	128.4	171.2	142.7	142.7	128.4
77.5°	242.6	185.5	285.4	356.8	185.5	85.6	71.4	71.4	71.4	57.1
80°	128.4	71.4	71.4	57.1	71.4	71.4	42.8	57.1	57.1	42.8
82.5°	71.4	42.8	42.8	28.5	28.5	42.8	28.5	28.5	28.5	28.5
85°	28.5	28.5	14.3	14.3	14.3	28.5	14.3	14.3	14.3	14.3
87.5°	0.0	0.0	0.0	0.0	0.0	0.0	0.0	0.0	14.3	14.3
90°	0.0	0.0	0.0	0.0	0.0	0.0	0.0	0.0	0.0	0.0

LM-79-2019: Approved Method: Electrical and Photometric Measurements of Solid-State Lighting Products

Report Prepared for

Cooper Lighting Solutions

Lumark

Report Number: SP1-2501-319-13

Test Date: 02/05/2025

Luminaire Tested: NFFLD-C55-7040-66

Data in this report applies to families of products including NFFLD-C55-7040-66

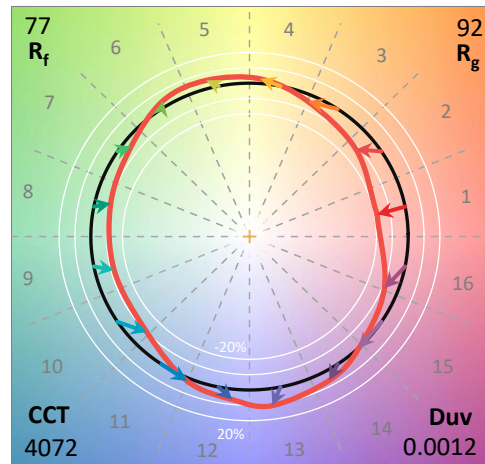
Test Information

Test Method: LM-79-2019
 Report Number: SP1-2501-319-13
 Test Lab: COOPER LIGHTING SOLUTIONS
 Photometer: SP1 - 76IN SPHERE
 Measurement Geometry: 4π
 Issue Date: 02/06/2025
 Manufacturer: COOPER LIGHTING SOLUTIONS
 Product Line: Lumark
 Catalog Number: **NFFLD-C55-7040-66**
 Description: LUMARK NIGHT FALCON 16900LM NEMA 6

Spectral Parameters

CCT (K): 4072
 CIE u': 0.2232
 CIE v': 0.5017
 Duv: 0.0012
 CIE x: 0.3781
 CIE y: 0.3777
 CIE z: 0.2442
 Peak Wavelength (nm): 582
 Dominant Wavelength (nm): 578
 Purity: 26.82001
 Rf: 76.8
 Rg: 91.7

CRI (Ra):	73.2		
R1:	68.7	R9:	-38.7
R2:	82.1	R10:	58.6
R3:	92.3	R11:	65.6
R4:	69.9	R12:	52.4
R5:	69.8	R13:	71.5
R6:	75.1	R14:	95.9
R7:	79.8	R15:	60.5
R8:	47.9		



Test Conditions

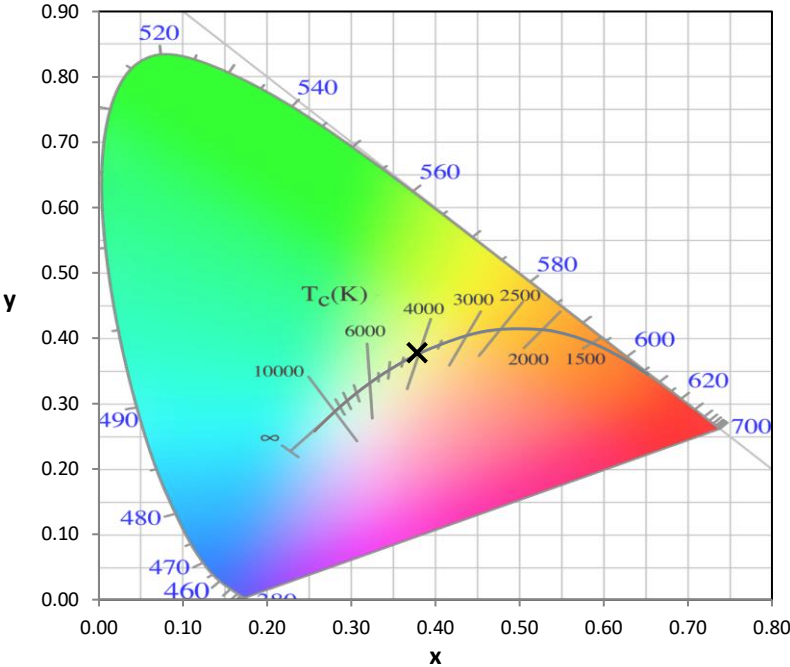
Stabilization Time: 38M
 Operation Time: 1H 38M
 Sphere Temperature (°C): 25.0

REPORT NUMBER: SP1-2501-319-13

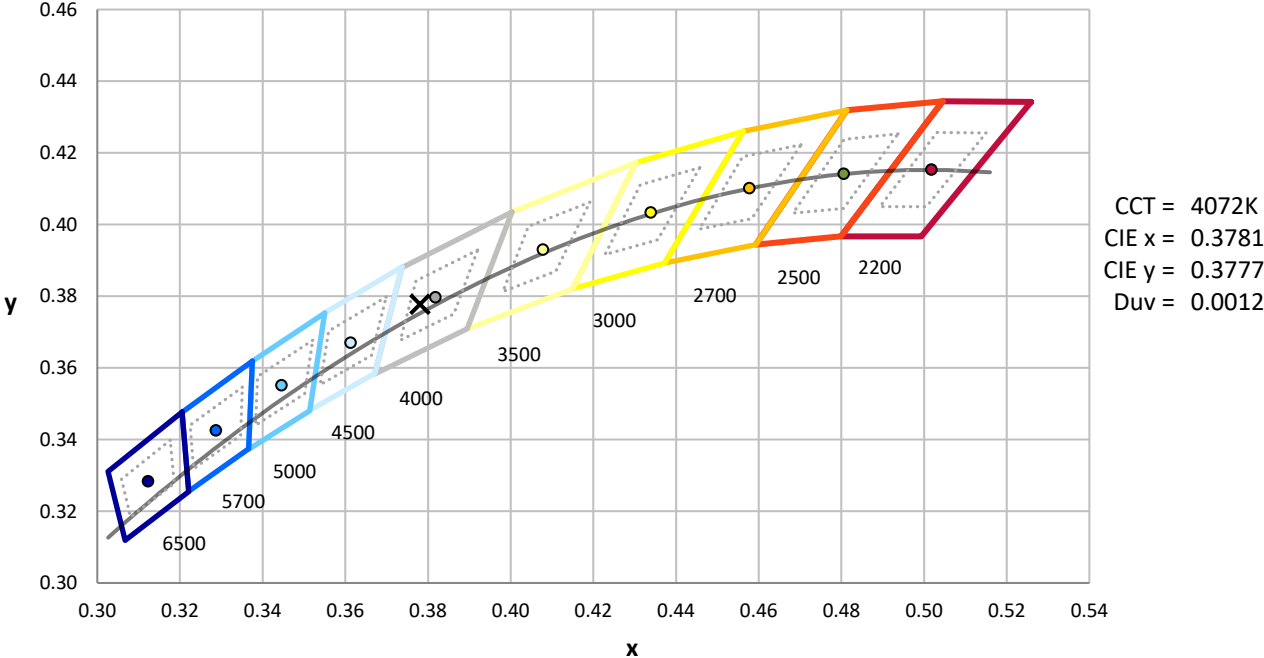
Measurement and Test Equipment			
Instrument	Identification Number	Calibration Date	Calibration Due Date
Photometer	IN0058	12/16/2024	6/16/2025
Power Meter	INXT2011004	1/21/2025	1/21/2026
AC Power Source	IN0063	10/22/2024	10/22/2025
DC Power Source	IN0208	10/22/2024	10/22/2025
Sphere Thermometer	IN0085	10/22/2024	10/22/2025
Room Thermometer	IN0046	10/22/2024	10/22/2025

REPORT NUMBER: SP1-2501-319-13

CIE 1931 Chromaticity Diagram



CIE 1931 Chromaticity Diagram with 2017 ANSI 7-Step and 4-Step Quadrangles

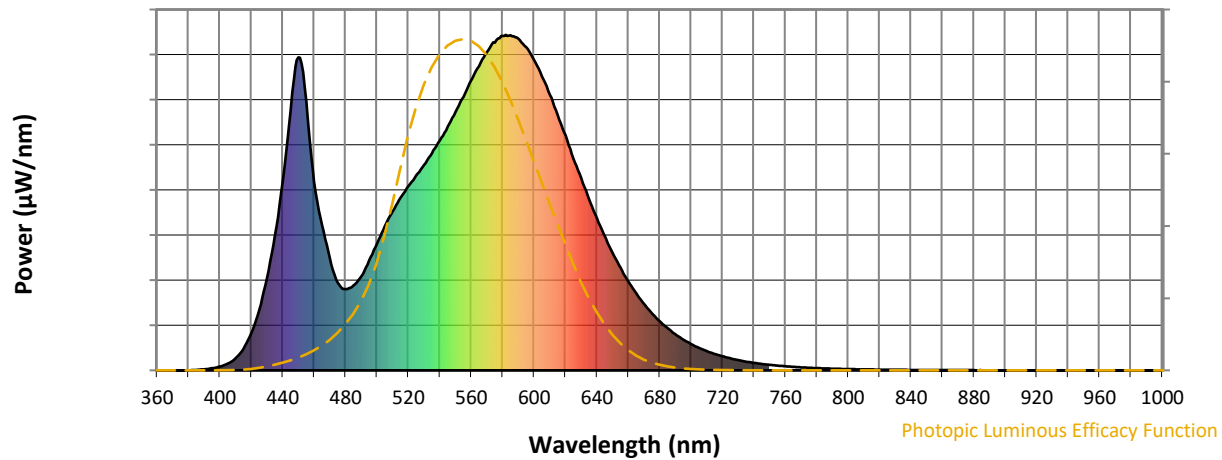


CCT = 4072K
 CIE x = 0.3781
 CIE y = 0.3777
 Duv = 0.0012

Point lies inside the ANSI 4000K 4-step quadrangle

REPORT NUMBER: SP1-2501-319-13

Photopic Flux vs. Wavelength

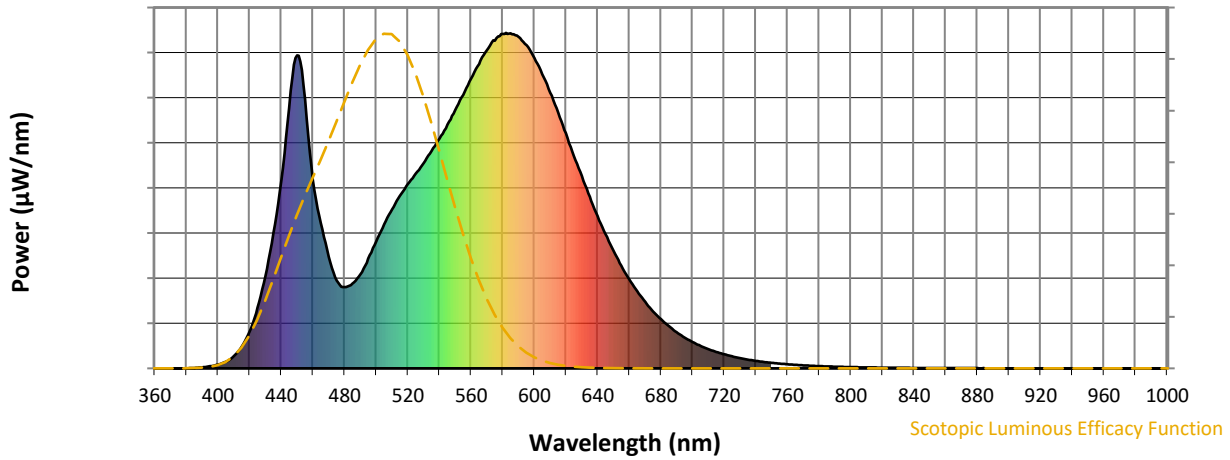


Photopic Lumens: NR

λ (nm)	Power W [^] /nm	Lumens (φ/nm)	λ (nm)	Power W [^] /nm	Lumens (φ/nm)	λ (nm)	Power W [^] /nm	Lumens (φ/nm)	λ (nm)	Power W [^] /nm	Lumens (φ/nm)	λ (nm)	Power W [^] /nm	Lumens (φ/nm)
360	0	NR	490	280	NR	620	701	NR	750	16	NR	880	1	NR
365	0	NR	495	327	NR	625	633	NR	755	14	NR	885	0	NR
370	0	NR	500	378	NR	630	573	NR	760	12	NR	890	0	NR
375	0	NR	505	429	NR	635	511	NR	765	10	NR	895	0	NR
380	0	NR	510	474	NR	640	454	NR	770	9	NR	900	0	NR
385	1	NR	515	514	NR	645	400	NR	775	8	NR	905	0	NR
390	3	NR	520	549	NR	650	350	NR	780	7	NR	910	0	NR
395	6	NR	525	581	NR	655	306	NR	785	6	NR	915	0	NR
400	11	NR	530	613	NR	660	265	NR	790	5	NR	920	0	NR
405	20	NR	535	647	NR	665	230	NR	795	4	NR	925	0	NR
410	37	NR	540	685	NR	670	198	NR	800	4	NR	930	0	NR
415	65	NR	545	727	NR	675	170	NR	805	3	NR	935	0	NR
420	111	NR	550	770	NR	680	147	NR	810	3	NR	940	0	NR
425	180	NR	555	815	NR	685	126	NR	815	3	NR	945	0	NR
430	275	NR	560	864	NR	690	107	NR	820	2	NR	950	0	NR
435	403	NR	565	907	NR	695	92	NR	825	2	NR	955	0	NR
440	562	NR	570	948	NR	700	78	NR	830	2	NR	960	0	NR
445	775	NR	575	977	NR	705	67	NR	835	2	NR	965	0	NR
450	933	NR	580	997	NR	710	57	NR	840	1	NR	970	0	NR
455	801	NR	585	999	NR	715	49	NR	845	1	NR	975	0	NR
460	562	NR	590	988	NR	720	42	NR	850	1	NR	980	0	NR
465	433	NR	595	963	NR	725	36	NR	855	1	NR	985	0	NR
470	332	NR	600	925	NR	730	31	NR	860	1	NR	990	0	NR
475	261	NR	605	877	NR	735	26	NR	865	1	NR	995	0	NR
480	243	NR	610	822	NR	740	22	NR	870	1	NR	1000	0	NR
485	253	NR	615	762	NR	745	19	NR	875	1	NR			

REPORT NUMBER: SP1-2501-319-13

Scotopic Flux vs. Wavelength



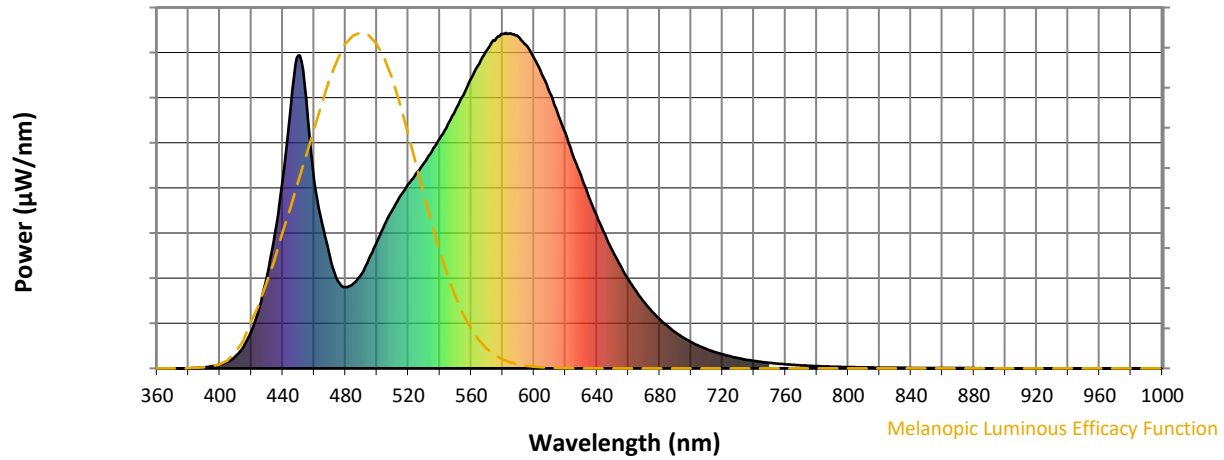
Scotopic Lumens: NR

S/P: 1.6

λ (nm)	Power W [^] /nm	Lumens (ϕ /nm)	λ (nm)	Power W [^] /nm	Lumens (ϕ /nm)	λ (nm)	Power W [^] /nm	Lumens (ϕ /nm)	λ (nm)	Power W [^] /nm	Lumens (ϕ /nm)	λ (nm)	Power W [^] /nm	Lumens (ϕ /nm)
360	0	NR	490	280	NR	620	701	NR	750	16	NR	880	1	NR
365	0	NR	495	327	NR	625	633	NR	755	14	NR	885	0	NR
370	0	NR	500	378	NR	630	573	NR	760	12	NR	890	0	NR
375	0	NR	505	429	NR	635	511	NR	765	10	NR	895	0	NR
380	0	NR	510	474	NR	640	454	NR	770	9	NR	900	0	NR
385	1	NR	515	514	NR	645	400	NR	775	8	NR	905	0	NR
390	3	NR	520	549	NR	650	350	NR	780	7	NR	910	0	NR
395	6	NR	525	581	NR	655	306	NR	785	6	NR	915	0	NR
400	11	NR	530	613	NR	660	265	NR	790	5	NR	920	0	NR
405	20	NR	535	647	NR	665	230	NR	795	4	NR	925	0	NR
410	37	NR	540	685	NR	670	198	NR	800	4	NR	930	0	NR
415	65	NR	545	727	NR	675	170	NR	805	3	NR	935	0	NR
420	111	NR	550	770	NR	680	147	NR	810	3	NR	940	0	NR
425	180	NR	555	815	NR	685	126	NR	815	3	NR	945	0	NR
430	275	NR	560	864	NR	690	107	NR	820	2	NR	950	0	NR
435	403	NR	565	907	NR	695	92	NR	825	2	NR	955	0	NR
440	562	NR	570	948	NR	700	78	NR	830	2	NR	960	0	NR
445	775	NR	575	977	NR	705	67	NR	835	2	NR	965	0	NR
450	933	NR	580	997	NR	710	57	NR	840	1	NR	970	0	NR
455	801	NR	585	999	NR	715	49	NR	845	1	NR	975	0	NR
460	562	NR	590	988	NR	720	42	NR	850	1	NR	980	0	NR
465	433	NR	595	963	NR	725	36	NR	855	1	NR	985	0	NR
470	332	NR	600	925	NR	730	31	NR	860	1	NR	990	0	NR
475	261	NR	605	877	NR	735	26	NR	865	1	NR	995	0	NR
480	243	NR	610	822	NR	740	22	NR	870	1	NR	1000	0	NR
485	253	NR	615	762	NR	745	19	NR	875	1	NR			

REPORT NUMBER: SP1-2501-319-13

Melanopic Flux vs. Wavelength



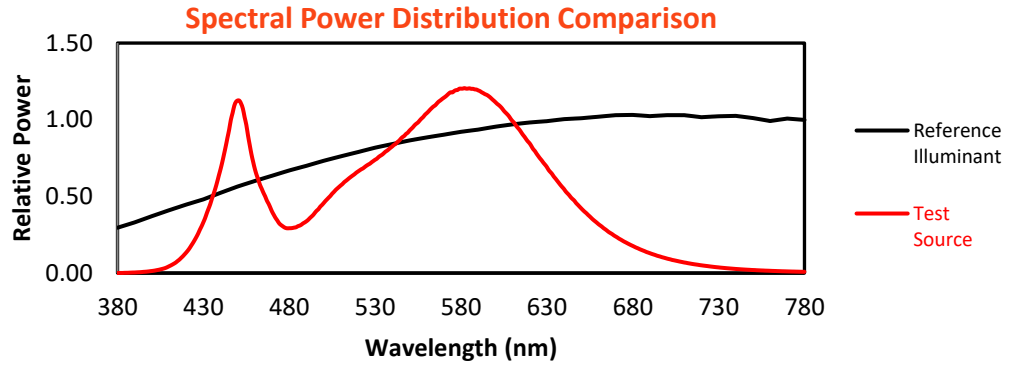
Melanopic Lumens: NR

M/P: 3.24

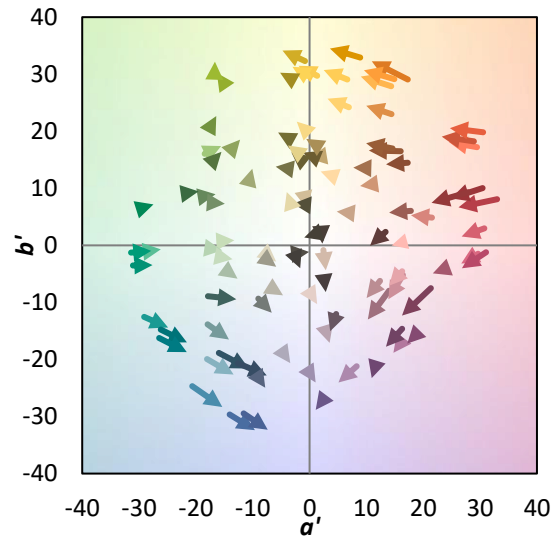
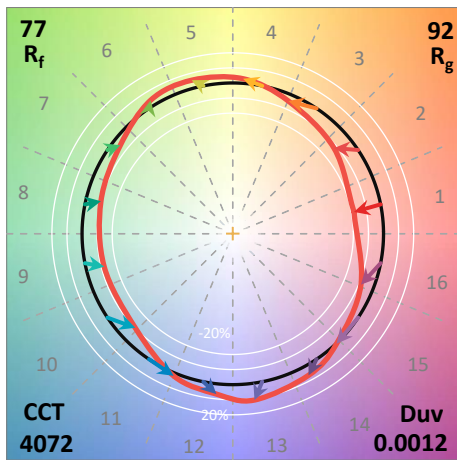
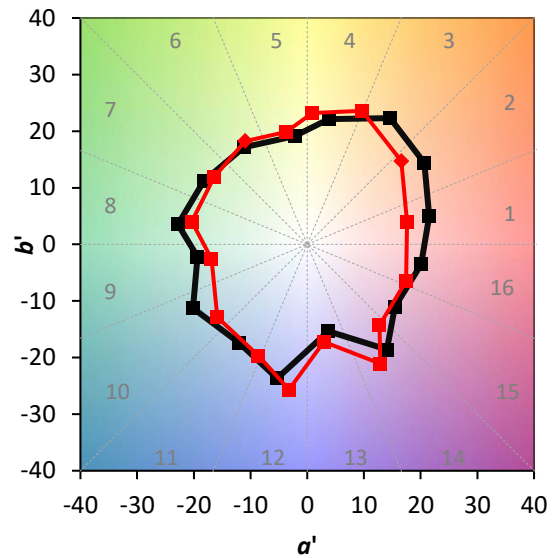
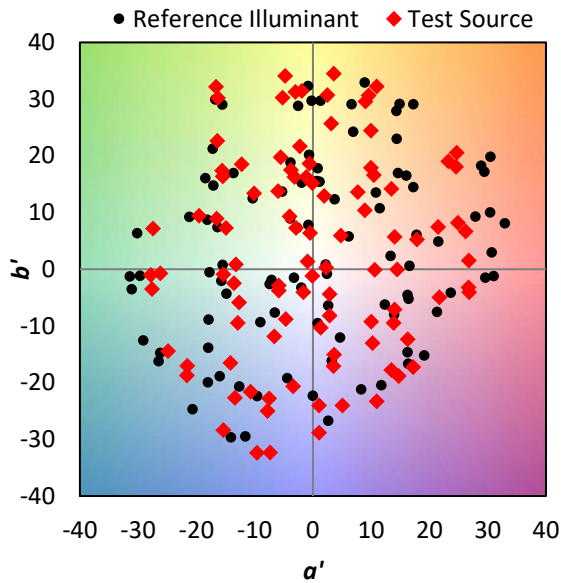
λ (nm)	Power W [^] /nm	Lumens (φ/nm)	λ (nm)	Power W [^] /nm	Lumens (φ/nm)	λ (nm)	Power W [^] /nm	Lumens (φ/nm)	λ (nm)	Power W [^] /nm	Lumens (φ/nm)	λ (nm)	Power W [^] /nm	Lumens (φ/nm)
360	0	NR	490	280	NR	620	701	NR	750	16	NR	880	1	NR
365	0	NR	495	327	NR	625	633	NR	755	14	NR	885	0	NR
370	0	NR	500	378	NR	630	573	NR	760	12	NR	890	0	NR
375	0	NR	505	429	NR	635	511	NR	765	10	NR	895	0	NR
380	0	NR	510	474	NR	640	454	NR	770	9	NR	900	0	NR
385	1	NR	515	514	NR	645	400	NR	775	8	NR	905	0	NR
390	3	NR	520	549	NR	650	350	NR	780	7	NR	910	0	NR
395	6	NR	525	581	NR	655	306	NR	785	6	NR	915	0	NR
400	11	NR	530	613	NR	660	265	NR	790	5	NR	920	0	NR
405	20	NR	535	647	NR	665	230	NR	795	4	NR	925	0	NR
410	37	NR	540	685	NR	670	198	NR	800	4	NR	930	0	NR
415	65	NR	545	727	NR	675	170	NR	805	3	NR	935	0	NR
420	111	NR	550	770	NR	680	147	NR	810	3	NR	940	0	NR
425	180	NR	555	815	NR	685	126	NR	815	3	NR	945	0	NR
430	275	NR	560	864	NR	690	107	NR	820	2	NR	950	0	NR
435	403	NR	565	907	NR	695	92	NR	825	2	NR	955	0	NR
440	562	NR	570	948	NR	700	78	NR	830	2	NR	960	0	NR
445	775	NR	575	977	NR	705	67	NR	835	2	NR	965	0	NR
450	933	NR	580	997	NR	710	57	NR	840	1	NR	970	0	NR
455	801	NR	585	999	NR	715	49	NR	845	1	NR	975	0	NR
460	562	NR	590	988	NR	720	42	NR	850	1	NR	980	0	NR
465	433	NR	595	963	NR	725	36	NR	855	1	NR	985	0	NR
470	332	NR	600	925	NR	730	31	NR	860	1	NR	990	0	NR
475	261	NR	605	877	NR	735	26	NR	865	1	NR	995	0	NR
480	243	NR	610	822	NR	740	22	NR	870	1	NR	1000	0	NR
485	253	NR	615	762	NR	745	19	NR	875	1	NR			

Summary

$R_f = 76.8$
 $R_g = 91.7$
 $CIE R_a = 73.2$
 $R_g = -38.7$

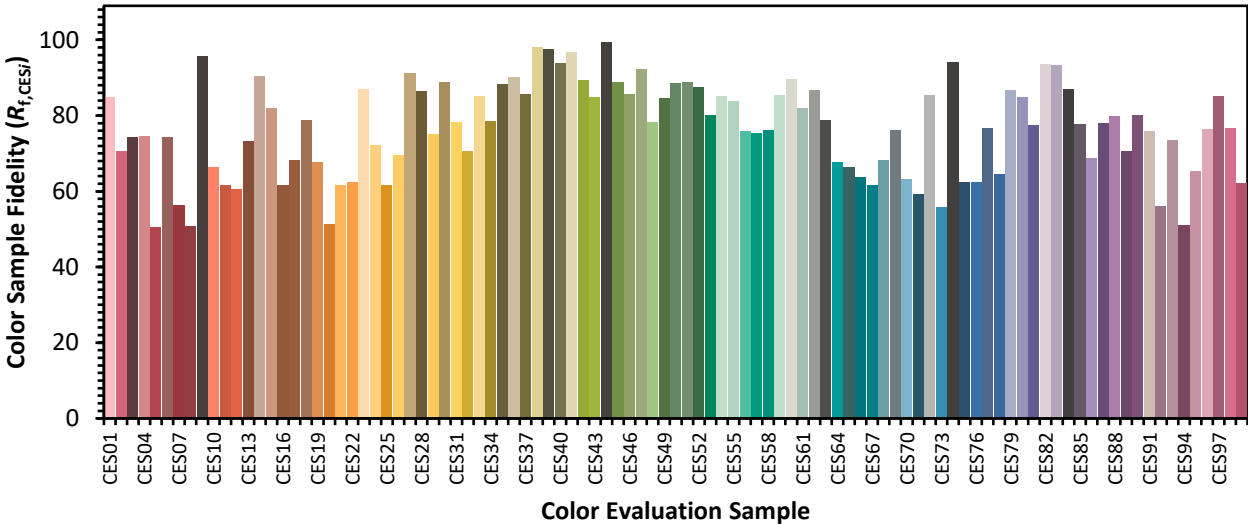


Color Vector Graphics

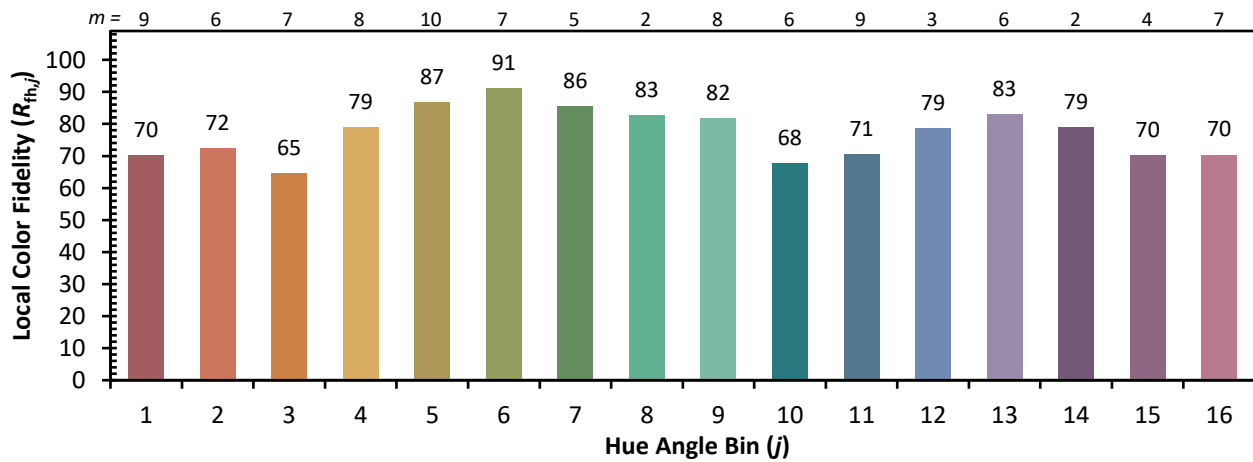
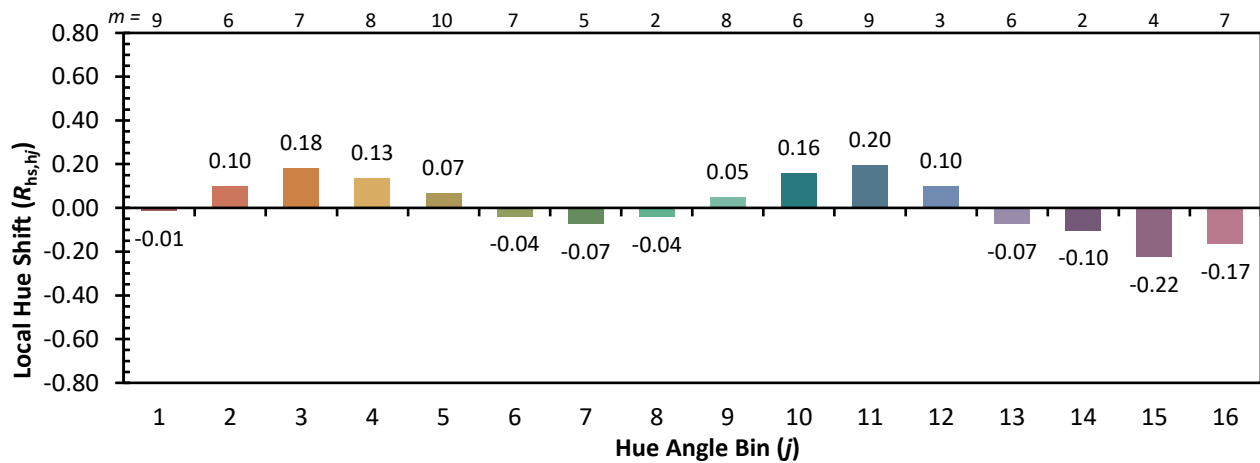
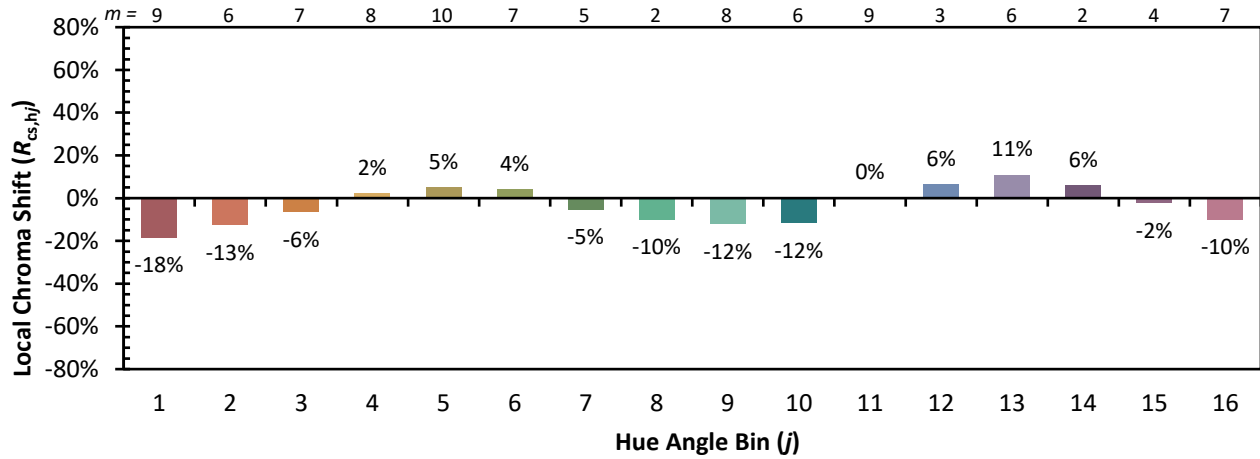


Individual Sample Fidelity Index ($R_{f,i}$)

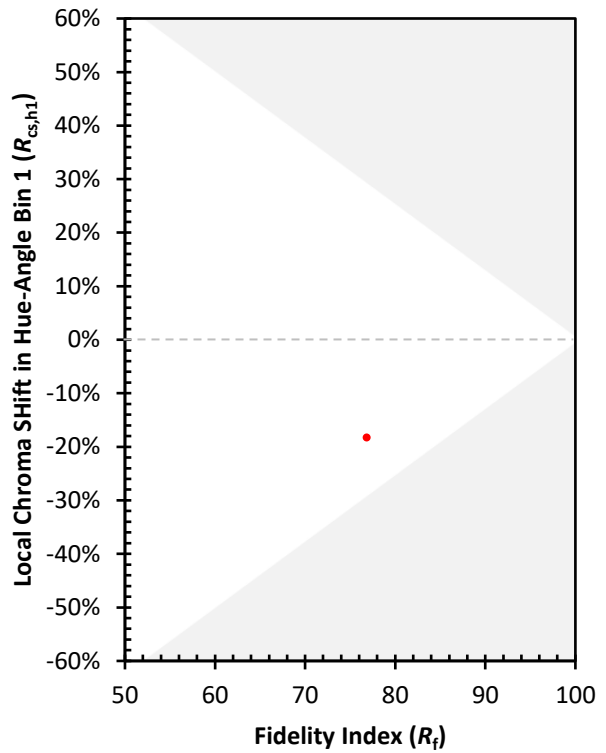
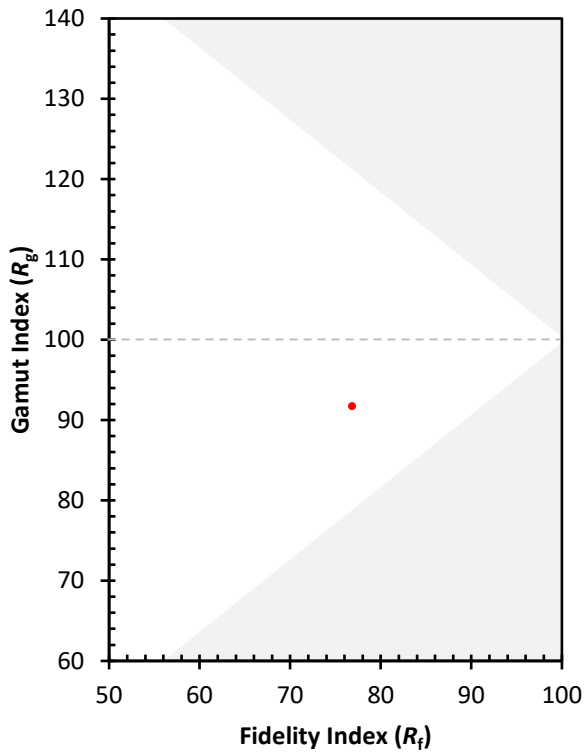
CES01 = 85	CES26 = 70	CES51 = 89	CES76 = 62
CES02 = 61	CES27 = 91	CES52 = 87	CES77 = 77
CES03 = 30	CES28 = 87	CES53 = 80	CES78 = 65
CES04 = 70	CES29 = 75	CES54 = 85	CES79 = 87
CES05 = 47	CES30 = 89	CES55 = 84	CES80 = 85
CES06 = 50	CES31 = 78	CES56 = 76	CES81 = 77
CES07 = 39	CES32 = 70	CES57 = 75	CES82 = 94
CES08 = 38	CES33 = 85	CES58 = 76	CES83 = 93
CES09 = 29	CES34 = 79	CES59 = 85	CES84 = 87
CES10 = 74	CES35 = 88	CES60 = 90	CES85 = 78
CES11 = 57	CES36 = 90	CES61 = 82	CES86 = 69
CES12 = 63	CES37 = 86	CES62 = 87	CES87 = 78
CES13 = 42	CES38 = 98	CES63 = 79	CES88 = 80
CES14 = 74	CES39 = 98	CES64 = 68	CES89 = 71
CES15 = 71	CES40 = 94	CES65 = 66	CES90 = 80
CES16 = 46	CES41 = 97	CES66 = 64	CES91 = 76
CES17 = 49	CES42 = 89	CES67 = 62	CES92 = 56
CES18 = 56	CES43 = 85	CES68 = 68	CES93 = 73
CES19 = 72	CES44 = 99	CES69 = 76	CES94 = 51
CES20 = 64	CES45 = 89	CES70 = 63	CES95 = 65
CES21 = 86	CES46 = 86	CES71 = 59	CES96 = 76
CES22 = 78	CES47 = 92	CES72 = 85	CES97 = 85
CES23 = 92	CES48 = 78	CES73 = 56	CES98 = 77
CES24 = 91	CES49 = 85	CES74 = 94	CES99 = 62
CES25 = 72	CES50 = 89	CES75 = 62	



Color Rendition by Hue-Angle Bin



Measure Comparisons



(END OF REPORT)